









		سیستم مدیریت کیفیت Quality Management System	 آزمایشگاه مرکزی پاتوبیولوژی
ردیف		نام آزمایش	روش انجام تست
1	17-Hydroxy Progesterone 17-OH-Progesterone		ELISA/CLIA
2	5-Hydroxyindolacetic acid urine 5-HIAA		Qualitative
3	A/G		Calculation
4	ABO Blood Group, RH factor		Cell typing and Sero Typing
5	Abscess(Culture)		Direct Smear+ Culture
6	(Angiotensin- Converting Enzyme)ACE		Enzymatic(FAPGG)
7	Acid Phosphatase (total and prostatic)		Photometry (PNPP IFCC)
8	(Adrenocorticotropic Hormone)ACTH		CLIA/ECL
9	Actinomycetes / Nocardia		Direct smear + Culture
10	Activated PTT		Coagulation
11	Addis count random		Microscopic images
12	Addis count.12 hrs		Microscopic images
13	Albumin		Photometry (Bromcresol Green)
14	Albumin+ MicroAlbumin-CSF		Immuno Turbidimetric
15	Albumin+ MicroAlbumin,Urine		Immuno Turbidimetric
16	Aldolase		F - 1,6 - DP Enzymatic
17	(Aldosterone- Renin - ratio)ARR		Calculation
18	Aldosterone, serum , EDTA Plasma		ELISA / CLIA / CLIA-Ids
19	Aldosterone, Urine(24h)		ELISA/CLIA
20	(total and Heat stable)Alkaline phosphatase		Photometry IFCC
21	Allergy diagnostic -ALEX (Allergy Explorer)		Macro Array Diagnostics Multiplex Nano Beads
22	Alpha 1 Antitrypsin		Immunoturbidimetry
23	Alpha Fetoprotein		ECL/CLIA
24	Alpha Heavy Chain, Qualitative		Immunoelectrophoresis
25	Amino acids differentiation (Blood, HPLC)		HPLC
26	Amino Acids, Urine, Qualitative		TLC
27	Ammonia, Plasma		Enzymatic
28	Amniotic Fluid bilirubin		Spectrophotometry
29	Amoeba , stool		Wet mount
30	Amylase, serum		Enzymatic (IFCC)
31	(Random)Amylase, urine		Enzymatic (IFCC)
32	Anaerobic Culture		Direct smear+culture
33	(Culture)Anal Swab		Direct Smear+ Culture
34	Androstenedione		CLIA/ELISA
35	Anti - Acetylcholin Receptor (ACRA) IgG		ELISA
36	Anti - Aquaporin-4 Antibody or Anti Aqp-4(NMO) IgG (Cell- Based Assay)		IIFT
37	Anti - B2- Glycoprotein IgG		ELISA/CLIA
38	Anti - B2- Glycoprotein IgM		ELISA/CLIA
39	Anti - Borrelia CSF		CLIA
40	Anti - Borrelia IgG		CLIA
41	Anti - Borrelia IgM		CLIA
42	Anti - Brucella IgG		ELISA
43	Anti - Brucella IgM		ELISA
44	Anti - C1q Antibody		ELISA
45	Anti - Cardioliipin IgG		ELISA/CLIA
46	Anti - Cardioliipin IgM		ELISA/CLIA
47	Anti-Centromere IgG		ELISA
48	Anti - Centromere Antibodies or ACA IgG		IIFT
49	Anti - Chlamydia trachomatis IgA		ELISA



		سیستم مدیریت کیفیت Quality Management System	 آزمایشگاه مرکزی پاتوبیولوژی
		فهرست الفبائی آزمایشات	کد: QA/L/751/003/01 آخرین بازنگری در تاریخ: ۰۲/۹/۲۹
50	Anti - Chlamydia trachomatis IgG	ELISA	
51	Anti - Chlamydia trachomatis IgM	ELISA	
52	Anti - CMV CSF	ECL/CLIA	
53	Anti - CMV IgG	ECL/CLIA	
54	Anti- CMV IgG avidity	CLIA	
55	Anti - CMV IgM	ECL/CLIA	
56	Anti - Cyclic Citrullinated Peptide (ANTI CCP(CPA))-IgG	ECL/CLIA/ELISA	
57	Anti - Desmoglein 1 (IgG)	ELISA	
58	Anti - Desmoglein 3 (IgG)	ELISA	
59	Anti - ds DNA - NCX IgG	ELISA	
60	Anti - EBV VCA CSF (Viral capsid antigen)	CLIA	
61	Anti - EBV VCA IgG (Viral capsid antigen)	CLIA/ELFA	
62	Anti - EBV VCA IgM (Viral capsid antigen)	CLIA	
63	Anti - Echinococcus IgG (Hydatid cyst)	ELISA	
64	Anti-Endomysial Antibodies or EMA (IgG & IgA)	IIFT	
65	Anti - Fasciola Hepatica IgG	ELISA	
66	Anti - GBM (glomerular basement membrane-IgG)	ELISA/CLIA	
67	Anti - Gliadin IgA (Deamidated gliadin peptide)	ELISA/CLIA	
68	Anti - Gliadin IgG (Deamidated gliadin peptide)	ELISA/CLIA	
69	Anti-glutamic acid decarboxylase antibody (GADA) IgG	ELISA	
70	Anti - HAV IgG+IgM	ECL/CLIA	
71	Anti - HAV IgM	ECL/CLIA	
72	Anti - HBc (Total) IgG+IgM	ECL/CLIA/ELISA/ELFA	
73	Anti - HBc (IgM)	ECL/CLIA/ELFA	
74	Anti - HBe (Total) IgG+IgM	ECL/CLIA	
75	Anti - HBs IgG	ECL/CLIA	
76	Anti - HCV	ECL/EIFA/CLIA	
77	Anti - HCV IgG	(western Blot)RIBA	
78	Anti - HDV IgG	ELISA	
79	Anti - Helicobacter pylori IgA	ELISA	
80	Anti - Helicobacter pylori IgG	ELISA	
81	Anti - Helicobacter pylori IgM	ELISA	
82	Anti - HEV(Total) IgG+IgM+IgA	ELISA	
83	Anti- Histone IgG	ELISA	
84	Anti - HIV IgG	Western blot	
85	Anti - HSV1 CSF	CLIA / ECL	
86	Anti - HSV1 IgG	CLIA/ECL/ELISA	
87	Anti - HSV1(gC1) IgM	ELISA	
88	Anti - HSV2 CSF	CLIA / ECL	
89	Anti - HSV2 IgG	CLIA / ECL	
90	Anti - HSV2(gG2) IgM	ELISA	
91	Anti - HTLV-1 & II (Total) IgG+IgM	ELISA/CLIA	
92	Anti - IA-2 antibodies	ELISA	
93	Anti - Insulin antibody (IAA) IgG	ELISA	
94	Anti - Intrinsic factor IgG	ELISA	
95	Anti - Islet cell (ICA) IgG	IIFT	
96	Anti - jo -1 IgG	ELISA/CLIA	
97	Anti - Leishmania donovani - IgG	IIFT	
98	Anti - Listeria monocytogenes (1/2 a , 4b) IgG	IIFT	
99	Anti- LKM 1 (Anti liver kidney microsomal antibodies) IgG	ELISA/CLIA	
100	Anti - MCV IgG	ELISA	
101	Anti - Measles IgG	CLIA/ELISA	
102	Anti - Measles IgM	CLIA/ELISA	
103	Anti - Mitochondrial Antibodies or AMA (IgG,IgA,IgM)	IIFT	

		سیستم مدیریت کیفیت Quality Management System	 آزمایشگاه مرکزی پاتوبیولوژی
		فهرست الفبائی آزمایشات	کد: QA/L/751/003/01 آخرین بازنگری در تاریخ: ۰۲/۹/۲۹
104	Anti - MPO (Myeloperoxidase-IgG)	ELISA/CLIA	
105	Anti - Mullerian Hormon(AMH)	ELISA/ECL/ELFA	
106	Anti - Mumps IgG	CLIA/ELISA	
107	Anti - Mumps IgM	CLIA/ELISA	
108	(Cell- Based Assay)Anti- Musk IgG	IIFT	
109	Anti - Mycoplasma Pneumoniae IgG	ELISA	
110	Anti - Mycoplasma Pneumoniae IgM	ELISA	
111	Anti - Neutrophil Cytoplamic Antibodies or ANCA (P,C) IgG	IIFT	
112	Anti - Nuclear Antibodies or ANA IgG	IIFT	
113	Anti - parietal cell antibody or APCA IgG	IIFT	
114	Anti - phospholipase A2 Receptor antibodies or Anti PLA2R IgG (Cell- Based Assay)	IIFT	
115	Anti - phospholipase A2 Receptor antibodies or Anti PLA2R IgG	ELISA	
116	Anti - Phospholipid-Screen IgG	ELISA	
117	Anti - Phospholipid-Screen IgM	ELISA	
118	Anti - PR3 -hn-hr- IgG (Proteinase 3) IgG	ELISA/CLIA	
119	Anti - Protein Tyrosine phosphatase-like protein IA2 antibody(IA-2A)	ELISA	
120	Anti - Rubella IgG	CLIA / ECL/ELFA	
121	Anti - Rubella IgM	CLIA / ECL/ELFA/ELISA	
122	Anti - Saccharomyces cerevisiae Antibodies or ASCA (IgG&IgA)	IIFT	
123	Anti - Scl - 70 IgG	ELISA/CLIA	
124	Anti-Sm-IgG (Anti smith)	ELISA/CLIA	
125	Anti - Smooth Muscle Antibodies or SMA- IgG&IgA	IIFT	
126	Anti - SS-A (Ro) IgG	ELISA/CLIA	
127	Anti - SS-B (La), IgG	ELISA/CLIA	
128	Antithrombin III activity	Colorimetry	
129	Anti - Thyroglobulin (TG), IgG	ECL /CLIA	
130	Anti - Toxo - IgG avidity	CLIA	
131	Anti -Toxo IgG (Toxoplasma gondii)	ECL /CLIA	
132	Anti -Toxo IgM (Toxoplasma gondii)	ECL /CLIA	
133	Anti- Toxocara canis IgG	ELISA	
134	Anti -TPO (Anti thyroid peroxidase) IgG	ECL/CLIA/ ELFA	
135	Anti- TSH receptor	ELISA	
136	Anti - tTG IgA (tissue transglutaminase)	ELISA/CLIA	
137	Anti - tTG IgG (tissue transglutaminase)	ELISA/CLIA	
138	Anti - U1-sn RNP (Small nuclear ribonucleoprotein particles-IgG)	ELISA/CLIA	
139	Anti -VZV IgG	CLIA	
140	Anti -VZV IgM	CLIA	
141	Anti-ZnT8	ELISA	
142	APC - R (Factor V leiden)	Coagulation	
143	Apolipoprotein A1	Immunoturbidimetry	
144	Apolipoprotein B	Immunoturbidimetry	
145	Aqueous, vitreous fluid	Direct Smear+Culture	
146	Ascitic Fluid (Culture) Or peritoneal fluid	Direct Smear+ Culture	
147	Armpit Swab(Culture)	Direct Smear+ Culture	
148	ASOT	Immunoturbidimetry	
149	Aspergillus species(Aspergillus fumigatus,Aspergillus flavus)	Culture	
150	Aspirated fluid (culture)	Direct Smear+ Culture	
151	Autohemolysis	Photometry	
152	B - CrossLaps (CTX)	ECL	
153	B2 - Microglobulin	ELISA/ELFA /Immunoturbidimetry	
154	B2 - Microglobulin - CSF	ELISA /Immunoturbidimetry	
155	Bacillus anthraxis	Direct smear	



		سیستم مدیریت کیفیت Quality Management System	 آزمایشگاه مرکزی پاتوبیولوژی
		فهرست الفبائی آزمایشات	کد: QA/L/751/003/01 آخرین بازنگری در تاریخ: ۰۲/۹/۲۹
156	BAP OSTASE	CLIA	
157	Bilirubin (Direct)	Diazo (DPD)	
158	Bilirubin (Total)	Diazo (DPD)	
159	Bleeding (Duke) Clothing Time	Lee & white	
160	Blood (Culture)	Direct Smear+ Culture	
161	Blood Eosinophil	Wright staining	
162	Blood GAS(ABG),(VBG)	GASTAT 1820	
163	Blood sugar chromatography(HPLC)	HPLC	
164	Body Fluid Glucose	Photometry (HexoKinase)	
165	Body Fluid protein	Photometry (HexoKinase)	
166	Bone marrow (Culture)	Direct Smear+ Culture	
167	Borrelia (peripheral blood smear)	Wright staining	
168	Breast (Culture)	Direct Smear+ Culture	
169	Bronchial Washing (Culture) BAL(Lavage) (Culture)	Direct Smear+ Culture	
170	Brucella	Culture	
171	Brucella Agglutination test(wright,coombs wright and 2ME)	Tube Agglutination	
172	Buttocks Lesion (Culture)	Direct Smear+ Culture	
173	C - Peptide	ECL/CLIA	
174	C1 Inactivator	Nephelometry	
175	C1q	RID(Radial immunodiffusion)	
176	C1q Ab	ELISA	
177	(Complement C3)C3	Immunoturbidimetry	
178	(Complement C4)C4	Immunoturbidimetry	
179	CA 125	ELFA/ECL/CLIA	
180	CA 15-3	ELFA/ECL/CLIA	
181	CA 19-9	ECL/CLIA/ELFA	
182	CA 242	ELISA	
183	CA 72 - 4	ELISA/ECL	
184	Calcitonin	CLIA	
185	Calcium, Serum (Total and Ionized)	Photometry (NM-BAPTA)	
186	(Random and 24 h.)Calcium, urine	Photometry (NM-BAPTA)	
187	Calprotectin	ELISA	
188	Candida species	Direct smear + Culture	
189	Carbamazepine	Fluorescence polarization	
190	Castaneda (Brucella)	Culture	
191	Catheter/ pins, prosthetic valves	Direct Smear+ Culture	
192	Catheterized urine(Culture)	Urine Analysis + Culture(UA/UC)	
193	(Complete Blood Count)CBC	Electronic Counter	
194	CEA	ECL/ELFA/CLIA	
195	CEA-CSF	ECL	
196	Ceruloplasmin	Immunoturbidimetry	
197	Cervical discharge(Culture)	Culture	
198	Cervical discharge for candida(monilia)	Direct Smear+ Culture	
199	Cervical discharge for GC	Direct Smear+ Culture	
200	Cervical discharge for Listeria	Culture	
201	Cervical discharge for Mycoplasma	Culture	
202	Cervical discharge for ureaplasma	Culture	
203	Cervical mucus contact Test	Microscopic	
204	CH50	ELISA	
205	Chlamydia trachomatis(DNA)	Real-Time PCR	
206	Chloride-CSF	(Ion-Selective Electrode)ISE	
207	Chloride, serum	ISE (Indirect)	
208	Chloride, urine (Random and 24h.)	ISE (Indirect)	



		سیستم مدیریت کیفیت Quality Management System	 آزمایشگاه مرکزی پاتوبیولوژی
		فهرست الفبائی آزمایشات	کد: QA/L/751/003/01 آخرین بازنگری در تاریخ: ۰۲/۹/۲۹
209	Cholesterol	Enzymatic PAP	
210	Cholesterol / HDL	Calculation	
211	Cholinesterase	Colorimetry	
212	(C1q)CIC	ELISA	
213	(Random and 24 h.)Citrate, urine	Enzymatic	
214	Clot Retraction	Clotting Time	
215	CMV DNA Qualitative	Real-Time PCR	
216	CMV DNA Quantitative	Real-Time PCR	
۲۱۷	(bicarbonate)Co2	Enzymatic	
218	Cold Agglutinin	Agglutination	
219	Cold Hemolysin	Hemolysis(Donath-Landstriner Test)	
220	Coombs test (Direct and indirect)	Agglutination	
221	Coombs Wright Agg. Test	Tube Agglutination	
222	Copper, serum	Photometry	
223	Copper, urine (24 h.)	Photometry	
224	Cortisol,Free,Urine(24h)	ELISA	
225	Cortisol, saliva	ECL	
226	Cortisol, serum	ECL/CLIA	
227	Corynebacterium diphtheriae	Direct smear + Culture	
228	Covid-19 RNA Qualitative	Real-Time PCR	
229	CPK (Creatine phosphokinase)	DGKC-IFCC	
230	CPK-MB Isoenzyme	ECL	
231	Creatinine clearance, urine (24 h.)	Calculation	
232	Creatinine, serum	Compensated (Jaffe)-kinetic	
233	(Random, 12 h. and 24 h.)Creatinine, urine	Compensated (Jaffe)-kinetic	
234	CRP and High sensitivity CRP	Immunoturbidimetric	
235	Cryofibrinogen	Precipitation	
236	Cryoglobulin	Precipitation	
237	CSF (Culture)	Direct Smear+ Culture	
238	CSF Count	Chamber	
239	Cyclosporine	ECL	
240	Cystatin - C	Particle enhanced Immunoturbidimetric	
241	Cystine, urine (Random)	Nitroprusside Test	
242	D - Dimer	Immuno Turbidimetric	
243	Demodex folliculorum	Direct smear	
244	Dermatophyton species :(Microsporum,Trichophyton and Epidermophyton	Direct smear + Culture	
245	DHEA Sulfate	ECL/CLIA	
246	DHT (Dihydrotestosterone)	ELISA	
247	Diabetes mellitus antibodies: * Anti-ICA antibodies (IFT) * Anti-GAD antibodies (ELISA) * Anti-IA-2 antibodies (ELISA) * Anti-Insulin antibodies (ELISA) * Anti-ZnT8 antibodies (ELISA)	ELISA/IFT	
248	Digoxin	ECL	
249	DU Factor	Agglutination	
250	Dysmorphic RBC	Urine microscopic	
251	Ear(Culture)	Direct Smear+ Culture	
252	Ear swab for Fungi(Direct &Culture)	Direct Smear+ Culture	
253	EBV (DNA), Qualitative	Real-Time PCR	
254	EBV DNA Quantitative	Real-Time PCR	
255	Enterobius Vermicularis	Scatch tape Test	
256	Enteropathogenic E.Coli	Direct Smear+ Culture	
257	Enterovirus (RNA),Qualitative	Real-Time PCR	



		سیستم مدیریت کیفیت Quality Management System	 آزمایشگاه مرکزی پاتوبیولوژی
		فهرست الفبائی آزمایشات	کد: QA/L/751/003/01 آخرین بازنگری در تاریخ: ۰۲/۹/۲۹
258	Eosinophils	Writgh staining	
259	Epinephrine,Plasma (Adrenalin)	ELISA	
260	Epinephrine,Urine (24h.)	ELISA	
261	EPO (Erythropoietin)	CLIA/ELISA	
262	Erythrasma(corynebacterium minutissimum)	Direct smear	
263	(1hr.&2hrs)ESR	Westergren	
264	Estradiol	ECL/CLIA/ELFA	
265	Estriol (Unconjugated) Free Estiol	ELISA/CLIA	
266	Eye(Culture)	Direct Smear+ Culture	
267	Factor V Leiden(G1691A)(DNA)	Real-Time PCR	
268	Factor XIII	CST (Clot solubility test)	
269	FDP (Fibrin degradation product)	Latex Agglutination	
270	FDU For Candida (Monilia)	Direct Smear+ Culture	
271	FDU For Gardnerella	Direct Smear+ Culture	
272	FDU For GC	Direct Smear+ Culture	
273	FDU For Listeria	Culture	
274	FDU For Mycoplasma	Culture	
275	FDU For Ureaplasma	Culture	
276	Ferritin	ECL/ELISA/ELFA	
277	Fibrinogen	Coagulation	
278	First Few Drops of Urine	Direct Smear+ Culture	
279	First few drops of urine after Prostatic massage	Direct Smear+ Culture	
280	First few drops of urine after Prostatic massage for candida	Direct Smear+ Culture	
281	First few drops of urine after Prostatic massage for Gardnerella	Direct Smear+ Culture	
282	First few drops of urine after Prostatic massage for GC	Direct Smear+ Culture	
283	First few drops of urine after Prostatic massage for Listeria	Culture	
284	First few drops of urine after Prostatic massage for Mycoplasma	Culture	
285	First few drops of urine after Prostatic massage for Ureaplasma	Culture	
286	First portion of Urine	(UA/UC)	
287	First portion of Urine	(UA)	
288	Fistula(Culture)	Direct Smear+ Culture	
289	FLT3(ITD, D835)- DNA	Real-Time PCR	
290	Folic Acid(Folate)	ECL/ELISA/ELFA	
291	(VB1+VB2+EPS+VB3)Four glasstests stamey's tests	Wet mount+ Culture+ Direct Smear	
292	Fragility test	Hemolysis	
293	Free T3	ECL/CLIA	
294	Free T4	ECL/CLIA	
295	Free Androgen index (FAI)	(Calculation)Testosterone/SHBG	
296	Free BHCG	ECL/CLIA	
297	Free Kappa & Lambda,(light chains), serum, quantitative	Turbidimetry	
298	Free Metanephrine	ELISA	
299	Free Normetanephrine	ELISA	
300	Free PSA /Total PSA	Calculation	
301	Fructosamine	Photometry	
302	FSH	ECL/CLIA	
303	FTA-ABS (IgG)	IIFT	
304	FTI(Free Thyroxin index)	Calculation	
305	(Quantitative)G.6.P.D	Enzymatic	
306	(Qualitative)G.6.P.D	Fluorescent Spot Test	
307	Gardnerella vaginalis	Direct smear+Culture	
308	Gardnerella vaginalis	Real-Time PCR	
309	Gastrin-17-Advanced	ELISA/CLIA	
310	Genital lesion for Haemophilus ducreyi	Direct Smear+ Culture	
311	GGT (Gamma - Glutamyl Transferase)	IFCC-SZASZ	



		سیستم مدیریت کیفیت Quality Management System	 آزمایشگاه مرکزی پاتوبیولوژی
		فهرست الفبائی آزمایشات	کد: QA/L/751/003/01 آخرین بازنگری در تاریخ: ۰۲/۹/۲۹
312	Glomerular Filtration Rate (GFR)	Calculation	
313	Glucose	Photometry (HexoKinase)	
314	Glucose - CSF	Photometry (Hexokinase)	
315	Groin Swab(Culture)	Direct Smear+ Culture	
316	Growth Hormone	ECL/CLIA	
317	GTT (Glucose tolerance test)	Photometry (HexoKinase)	
318	Gum Swab(Culture)	Direct Smear+ Culture	
319	Gum swab for Fungi (Direct & Culture)	Direct Smear+ Culture	
320	H.pylori - Antigen (stool)	ELISA	
321	Haemophilus ducreyi	Direct smear + Culture	
322	Haemophilus influenza	Direct Smear+ Culture	
323	Hair for Fungi(Direct & Culture)	Direct Smear+ Culture	
324	Hams test (Acidified serum test)	Hemolysis	
325	Haptoglobin	Immunoturbidimetry	
326	(Hemoglobin A1C)Hb.A1C	TINIA(Turbidimetric	
327	HBe - Ag	ECL/CLIA	
328	HBs - Ag	CLIA-ECL-ELFA	
329	HBs - Ag confirmatory	ECL	
330	HBV DNA Qualitative	Real-Time PCR	
331	HBV DNA Quantitative	Real-Time PCR	
332	HCG(Beta subunit), Free	ECL	
333	HCG(Beta subunit), Total	ECLIA	
334	HCV RNA Genotyping	Real-Time PCR	
335	HCV RNA Qualitative	Real-Time PCR	
336	HCV RNA Quantitative	Real-Time PCR	
337	HE4	ECL/CLIA	
338	Heinz body	Supravital Staining	
339	Hematocrit	1.Electronic - Counter	
340	Hemoglobin	CBC مراجعه شود به	
341	Hemoglobin electrophoresis(Hgb.Electrophorsis)	Micro capillary electrophresis	
342	Hemoglobin, Unstable ,Qualitative	Heat test + isopropanol test	
343	Hemosiderine	staining	
344	HFE Common Mutations (C282Y, H63D, S65C)	Real-Time PCR/PCR-RFLP	
345	High Density Lipoprotein	Enzymatic Direct HDL	
346	High sensitivity CRP	Immunoturbidimetry	
347	(HIV-1 antigen and total antibodies to HIV-I&II)HIV Combi PT	ECL/ELISA/CLIA/ELFA	
348	HIV-1 RNA Qualitative	Real-Time PCR	
349	HIV-1 RNA Quantitative	Real-Time PCR	
350	(B5,B7,B8,B51,B52)HLA	PCR-SSP	
351	HLA B * 27	PCR	
352	HLA-B5 (51,52)	PCR	
353	HLA-B* 51	PCR	
354	HLA-B* 52	PCR	
355	HLA-B* 07	PCR	
356	HLA-B* 08	PCR	
357	HOMA-IR(Homeostasis modell Assessment test)	Calculation	
358	Homocysteine	Enzymatic	
359	Homocysteine Urine	Sliver Nitroprusside-Test	
360	Homogentisic Acid, urine(Random)(Alkaptonuria)	Alkaline Reduction & Ferric Chloride	
361	HPV (DNA Genotyping) (32 Types)	PCR-Reverse Hybridization	
362	HSV 1,2 DNA Qualitative	Real-Time PCR	
363	HSV 1,2 DNA Quantitative	Real-Time PCR	
364	ID.Coombs	Hemagglutination	



		سیستم مدیریت کیفیت Quality Management System	 آزمایشگاه مرکزی پاتوبیولوژی
		فهرست الفبائی آزمایشات	کد: QA/L/751/003/01 آخرین بازنگری در تاریخ: ۰۲/۹/۲۹
365	(Immunoglobulin A)IgA	Immunoturbidimetry	
366	IgE(Immunoglobulin E)	ECL	
367	IGF - 1(insutin - like growth factor 1)	CLIA	
368	(Insulin - like growth factor binding protein - 3)IGF BP -3	ELISA/CLIA	
369	IgG 4	Immunoturbidimetry	
370	IgG-CSF	Turbidimetry	
371	(Immunoglobulin G)IgG	Immunoturbidimetry	
372	(Immunoglobulin M)IgM	Immunoturbidimetry	
373	Immunoglobulin E	ECL/CLIA	
374	Inhibin A	ELISA	
375	Inhibin B	ELISA	
376	Insulin	ECL/CLIA	
377	Interleukin-6	CLIA	
378	Iron	Photometry (Ferrozine)	
379	JAK2 (V617F) (DNA), Qualitative	Real-Time PCR	
380	Jak2-Exon 12-Gene mutation	Real time PCR / ConventionalPCR	
381	Kappa & Lambda,(light chains), serum, quantitative	Nephelometry	
382	Lactic Acid	Enzymatic	
383	Last portion of urine	Urine Culture (UA/UC)	
384	Last portion of urine	(UA)	
385	LDH(Lactate Dehydrogenase)	Enzymatic (IFCC-L→P)	
386	LDL/HDL	Calculation	
387	LE Cells(Lupus Erythematosus Cells)	Wright staining	
388	Leishmania, skin lesion	Wright staining	
389	Lesion (culture)	Direct Smear+ Culture	
390	LH	ECL/CLIA	
391	Lipase	Enzymatic	
392	Listeria	Culture	
393	(g1/2a,4b)Listeria monocytogenes	IIFT	
394	Lithium	Colorometry test	
395	Low Density Lipoprotein	Enzymatic Direct LDL	
396	(a)Lp(a), Lipoprotein	Immunoturbidimetry	
397	Lupus Anticoagulants Screening(PTT - LA & KCT)	Coagulation	
398	Mab Track ADA adalimumab	ELISA (semiquantitative)	
399	Mab Track ADA Infleximab	ELISA	
400	Mab Track level adalimumab	ELISA	
401	Mab Track level Infleximab	ELISA	
402	Macro prolactine	CLIA / ECL	
403	Magnesium, serum	Photometry (Xylidyl Blue)	
404	(Random and 24 h.)Magnesium, urine	Photometry (Xylidyl Blue)	
405	Malaria (peripheral blood smear)	wright staining	
406	Malassezia Furfur	Direct	
407	Mbcr - abl (p 190) RNA Qualitative	Real-Time PCR	
408	Mbcr - abl (p 190) RNA Quantitative	Real-Time PCR	
409	Mbcr - abl (p 210) RNA Qualitative	Real-Time PCR	
410	Mbcr - abl (p 210) RNA Quantitative	Real-Time PCR	
411	Metanephrine, Urine (24h)	ELISA	
412	(Random, 12h & 24h)Microalbumin, Urine	Immunoturbidimetry	
413	Middle Portion of urine	(UC)Urine Culture	
414	Middle Portion of urine	(UA)	
415	Mono Test	Hemagglutination	
416	Mouth Swab(Culture)	Direct Smear+ Culture	
417	Mouth swab for Fungi(Direct & Culture)	Direct Smear+ Culture	
418	MPS (Mucopolysaccharides , urine) (Random)	Spot Test	


		سیستم مدیریت کیفیت Quality Management System	 آزمایشگاه مرکزی پاتوبیولوژی
		فهرست الفبائی آزمایشات	کد: QA/L/751/003/01 آخرین بازنگری در تاریخ: ۰۲/۹/۲۹
419	MRSA (Methicillin Resistant staphylococcus aureus)	Direct Smear+ Culture	
420	MRSE (Methicillin Resistant Staph. Epidermidis)	Direct Smear+ Culture	
421	MTHFR (A1298C) DNA	Real-Time PCR	
422	MTHFR (C677T) DNA	Real-Time PCR	
423	Mycoplasma genitalis-DNA it is always done with Mycoplasma hominis-DNA and Ureaplasma urealyticum-DNA	Conventional PCR	
424	Mycoplasma hominis	Culture	
425	Mycoplasma hominis-DNA it is always done with Mycoplasma genitalis-DNA and Ureaplasma urealyticum- DNA	Conventional PCR	
426	Myopathies Profile - IgG	Immuno -Blot	
427	Nail scraping for Fungi(Direct &Culture)	Direct Smear+ Culture	
428	Nasal(Culture)	Direct Smear+ Culture	
429	Nasal Eosinophils	Wright staining	
430	Nasal swab for Fungi	Direct Smear+ Culture	
431	NBT (Nitro Blue Tetrazolium test)	Cyto chemistry	
432	Neisseria gonorrhoeae	Direct smear + Culture	
433	Neisseria gonorrhoeae-DNA	Real-Time PCR/Conventional PCR	
434	(Stool)Neutrophils	Wright staining	
435	(Nuclear Mitotic Apparatus protein)NMP22	Rapid , qualitative	
436	Nocardia(Culture)	Direct Smear+ Culture	
437	Norepinephrine, Urine (24 h.)	ELISA	
438	Normetanephrine, Urine (24h)	ELISA	
439	NSE (Neuron-Specific enolase)	ELISA	
440	Occult Blood, stool	Immuno chromatography	
441	Osmotic Fragility	Exposure of Erythrocytes to increasingly hypotonic solutions	
442	Osteocalcin	CLIA	
443	Ova and parasite, stool	Formalin - EthylAcetatemethod	
444	(Random and 24 h.)Oxalate, urine	Enzymatic	
445	PAI-1 4G/5G	Real-Time PCR	
446	PAPP-A	ECL/CLIA	
447	PCH	Hemolysis of Erzthrocztcs after exposure of coagulated blood to various	
448	PCT(Post Coital Test)	Sims Huhner	
449	Pericardial fluid	Direct Smear+ Culture	
450	Perineal Swab (Culture)	Direct Smear+ Culture	
451	Periphers Blood Smear	Wright staining	
452	Peritoneal fluid	Direct Smear+ Culture	
453	Phenobarbital	Fluorescence polarization	
454	Phenytoin	Fluorescence polarization	
455	Phosphate	Photometry (Molybdate UV)	
456	(Random and 24 h.)Phosphate, urine	Photometry (Molybdate UV)	
457	Pilonidal abscess	Direct Smear+ Culture	
458	pimple	Direct Smear+ Culture	
459	PK(Pyruvate Kinase)	Fluorescent Spot Test	
460	PKU, urine Random (Phenylketonuria)	Ferric chloride test	
461	Plasma Aminoacids	HPLC	
462	Plasma Phenylalanine	(TLC, Semi Quantitative)	
463	Plasma Phenylalanine	HPLC Quantitative	
464	Plasma Tyrosine	(TLC, Semi Quantitative)	
465	Plasma Tyrosine	HPLC Quantitative	
466	Plasmodium (malariae)	Direct smear -	

		سیستم مدیریت کیفیت Quality Management System	 آزمایشگاه مرکزی پاتوبیولوژی
		فهرست الفبائی آزمایشات	کد: QA/L/751/003/01:
			آخرین بازنگری در تاریخ: ۰۲/۹/۲۹
467	Pleural Fluid (Culture)	Direct Smear+ Culture	
468	pml-rara RNA Qualitative	Real-Time PCR	
469	pml-rara RNA Quantitative	Real-Time PCR	
470	Porphobilinogen , urine	Extraction	
471	Porphyrin screening (Uroporphyrin and, Coproporphyrin), urine (Random)	Extraction	
472	Post nasal discharge (Culture)	Direct Smear+ Culture	
473	Potassium (K), serum	ISE (Indirect)	
474	(Random and 24 h.)Potassium, urine	ISE (Indirect)	
475	PRA(Plasma Renin Activity)	ELISA	
476	Pregnancy test, urine (Random)	Latex agglutination	
477	Pro BNP(N - Terminal Pro B - Type natriuretic peptide)	ECL/CLIA	
478	Procalcitonin(PCT)	ECL	
479	Profile ANA	Immuno -Blot	
480	Progesterone	ECL/ELFA/CLIA	
481	Proinsulin	ELISA	
482	Prolactin	ECL/CLIA	
483	Prostatic discharge	Direct Smear+ Culture	
484	Prostatic discharge For Candida	Direct Smear+ Culture	
485	Prostatic discharge For Gardenella	Direct Smear+ Culture	
486	Prostatic discharge For GC	Direct Smear+ Culture	
487	Prostatic discharge For Listeria	Culture	
488	Prostatic discharge For Mycoplasma	Culture	
489	Prostatic discharge For Ureaplasma	Culture	
490	Protein C	Colorimetry	
491	Protein CSF	turbidimetric	
492	Protein S	Coagulation	
493	Protein, total, serum	Photometry(Biuret)	
494	Protein, urine(12 and 24 h.)	turbidimetric	
495	Prothrombin (G20210A)(DNA)	Real-Time PCR	
496	PSA (Free)	ECL	
497	PSA(Total)	ECL/CLIA	
498	PT(Prothrombin Time)	Coagulation	
499	PTH (1 - 84)	ECL/CLIA	
500	PTH (intact)	ECL/CLIA	
501	Reducing substance, urine and stool (Random)	Alkaline Reduction	
502	Renin	CLIA	
503	Retic production Index (RPI)	Calculation	
504	Reticulocyte count	Vital staining	
505	RF (Rheumatoid Factor)	Immunoturbidimetric assay	
506	RH factor	Agglutination	
507	ROMA Index(Risk of ovarian Malignancy Algorithm) CA 125 / HE4	Calculation	
508	(Rapid plasma reagin test)R.P.R	Flocculation(SlideAgglutination)	
509	Salmonella	Direct Smear+ Culture	
510	SARS-Cov-2 Ab (IgG)	ELISA	
511	SARS-Cov-2 Ab (IgM)	ELISA	
512	SARS-Cov-2, Flu A, Flu B (qualitative)	Real-time PCR (RT-qPCR)	
513	SARS-Cov-2 IgG Anti Spike	ELISA	
514	SARS-Cov-2 IgG RBD	ELISA	
515	SARS-Cov-2 Neutralizing Ab (IgG)	ELISA	
516	SARS-Cov-2 RNA	Real Time PCR	
517	Scalp scraping for Fungi (Direct & Culture)	Direct Smear+ Culture	
518	Sclerosis Profile - IgG	Immuno -Blot	

		سیستم مدیریت کیفیت Quality Management System	 آزمایشگاه مرکزی پاتوبیولوژی
		فهرست الفبائی آزمایشات	کد: QA/L/751/003/01 آخرین بازنگری در تاریخ: ۰۲/۹/۲۹
519	Semen analysis	C.A.S.A	
520	Semen Fructose	Colorimetry	
521	Serum Protein Electrophoresis	Micro capillary electrophoresis	
522	(Monoclonal immunoglobulins & free light chains)Serum protein	Micro capillary electrophoresis	
523	SGOT(AST)	Enzymatic (IFCC)	
524	SGPT (ALT)	Enzymatic (IFCC)	
525	SHBG(Sex Hormone Binding Globulin)	ECL/CLIA	
526	Shigella	Direct Smear+ Culture	
527	Shistozoma	Direct smear	
528	Sickel Cell, Preparation	Sodium Metabi sulfite	
529	Sims Huhner Test(PCT)	Post coital test (PCT)	
530	Skin scraping for Fungi (Direct & Culture)	Direct Smear+ Culture	
531	Sodium (Na), serum	ISE (Indirect)	
532	(Random and 24 h.)Sodium, urine	ISE(Ion -selective electrode)	
533	Specific Gravity	(Test strip or Refractometr)	
534	(Random and 24 h.)Specific Gravity, urine	Refractometry	
535	sperm agglutinating antibody, serum and / or cervical mucus	Agglutination	
536	Sperm (Culture)	Direct Smear+ Culture	
537	Sperm for GC	Direct Smear+ Culture	
538	Sperm for mycoplasma	Culture	
539	Sperm for ureaplasma	Culture	
540	Spermogram test	C.A.S.A	
541	Sputum (Culture)	Direct Smear+ Culture	
542	Sputum Eosinophils	Wright staining	
543	STD panel (sexually transmitted diseases:) Chlamydia trachomatis, H. Ducreyi, Herpes simplex virus1, Herpes simplex virus 2, Mycoplasma genitalium, Mycoplasma hominis, Neisseria gonorrhoeae, Treponema pallidum, Trichomonas vaginalis,	PCR- Reverse Hybridization	
544	Stone Analysis	Qualitative	
545	Stool	Culture	
546	Stool Eosinophils	Wright staining	
547	Stool Examination	Formaline - Ethyl Acetate	
548	Stool fat, Random	Sudan 3 stain	
549	Stool for Fungi (Direct & Culture)	Direct Smear+ Culture	
550	Stool Neutrophils	Wright staining	
551	Stool PH	Indicator paper	
552	Stool WBC	Wet mount	
553	Streptococcus agalactiae / pneumonia / pyogenes	Direct Smear+ Culture	
554	(Random and 24 h.)Sugar, urine	Photometry(Hexokinase)	
555	Suprapubic Urine (Culture)	Urine Analysis+ Culture(UA + UC)	
556	Surgery Site(Culture)	Direct Smear+ Culture	
557	Synovial Fluid(Culture)	Direct Smear+ Culture	
558	T - Uptake	ECL/CLIA	
559	T3 (total)	ECL/CLIA	
560	(total)T4	ECL/CLIA	
561	Tacrolimus	ECL	
562	Tb-Interferon-Test Interferon-gamma-release-assay(IGRA),(Quantiferon)	ELISA	
562	Testosterone (Free)	ELISA/CLIA	
564	Testosterone (total)	ECL	
565	Three glasstests VB1,VB2,VB3(UA/UC)(first + middle + last portion)	Wet mount+ Culture	
566	Throat Swab (Culture)	Direct Smear+ Culture	
567	Thymidine Kinase	CLIA	

		سیستم مدیریت کیفیت Quality Management System	 آزمایشگاه مرکزی پاتوبیولوژی
		فهرست الفبائی آزمایشات	کد: QA/L/751/003/01 آخرین بازنگری در تاریخ: ۰۲/۹/۲۹
568	Thyroglobulin	ECL/ELISA/CLIA	
569	TIBC(Total Iron Binding capacity)	Ferene	
570	Tinea versicolor(Malassezia fur fur)	Direct smear	
571	Tounge Swab (Culture)	Direct Smear+ Culture	
572	Tounge swab for Fungi (Direct & Culture)	Direct Smear+ Culture	
573	TPHA(Treponema Pallidum Haemagglutination assay)	Agglutination	
574	Tracheal washing(Culture)	Direct Smear+ Culture	
575	Transferrin	Immunturbidimetri	
576	Transferrin Saturation	Calculation	
577	Trichomonas vaginalis / hominis	Direct Smear	
578	Trichomonas vaginalis DNA	Conventional PCR	
579	Triglyceride	Photometry (GPO-PAP)	
580	Troponin I	ECL/ELFA	
581	Troponin T	ECL	
582	Tryptic Activity of Feces	Semi Quantitative	
583	TSH	ELFA-ECL-CLIA	
584	(first portion + middle portion)Two glasstests	Wet mount+ Culture	
585	Umblicus Swab(Culture)	Direct Smear+ Culture	
586	Unstable Hgb, Qualitative	Heat & Isopropanol test	
587	Urea clearance, serum and urine(24 h.)	Calculation	
588	Urea, serum	Photometry (Ureas UV)	
589	(Random and 24 h.)Urea, urine	Photometry (Ureas U.V)	
590	Ureaplasma urealyticum	Culture	
591	Ureaplasma urealyticum-DNA it is always done with Mycoplasma genitalis-DNA and Mycoplasma	Conventional PCR	
592	Urethral Discharge (Culture)	Direct Smear+ Culture	
593	Urethral Discharge for candida(Culture)	Direct Smear+ Culture	
594	Urethral Discharge for Gardenerella(Culture)	Direct Smear+ Culture	
595	Urethral Discharge for GC(Culture)	Direct Smear+ Culture	
596	Urethral Discharge for Listeria(Culture)	Direct Smear+ Culture	
597	Urethral Discharge for mycoplasma	Culture	
598	Urethral Discharge for Ureaplasma	Culture	
599	Uric Acid, serum	Photometry(Uricase)	
600	(Random and 24 h.)Uric Acid, urine	Photometry(Uricase)	
601	Urinalysis(middle portion)	Wet mount	
602	Urinalysis +Urin culture (middle portion)	Wet mount+Culture	
603	(UBC)Urinary Bladder Cancer	Rapid test, qualitative	
604	Urine after Prostatic massage(AP)	UA/UC	
605	Urine after Prostatic massage (AP) for candida	UA/UC	
606	Urine after Prostatic massage (AP) for GC	UA/UC	
607	Urine after Prostatic massage (AP) for G.vaginalis	UA/UC	
608	Urine after Prostatic massage (AP) for mycoplasma	Culture	
609	Urine after Prostatic massage (AP) for ureaplasma	Culture	
610	Urine Analysis	(Microscopic image)Test strip+ wet mount	
611	Urine Bile	Test stripand chemical method	
612	Urine Culture without UA	Culture	
613	Urine Eosinophils	Wright staining	
614	Urine for Mycoplasma	Culture	
615	Urine for Ureaplasma	Culture	
616	Urine Glucose	Test strip	
617	Urine Hemosiderin	Staining	
618	Urine keton (Aceton)	Test strip	
619	Urine Melanin	Ammoniacal Silver Nitrate	

		سیستم مدیریت کیفیت Quality Management System	 آزمایشگاه مرکزی پاتوبیولوژی
		فهرست الفبائی آزمایشات	کد: QA/L/751/003/01 آخرین بازنگری در تاریخ: ۰۲/۹/۲۹
620	Urine Norepinephrine(Noradrenalin)	ELISA	
621	Urine PH	Test strip	
622	Urine-plasma Epinephrine (Adrenalin)	ELISA	
623	Urine-plasma Norepinephrine(Noradrenalin)	ELISA	
624	Urine prior to Prostatic massage (PP)	UA/UC	
625	Urine prior to Prostatic massage (PP) for candida	UA/UC	
626	Urine prior to Prostatic massage(PP) for GC	UA/UC	
627	Urine prior to Prostatic massage (PP) for G.vaginalis	UA/UC	
628	Urine prior to Prostatic massage (PP) for mycoplasma	Culture	
629	Urine prior to Prostatic massage (PP) for ureaplasma	Culture	
630	Urine Protein	SSA (SulfoSalicylic Acid) + Spectrophotometry + cobas 6000	
631	Urine Protein Electrophoresis	Micro capillary electrophoresis	
632	Urine proteinimmunotyping (Monoclonal immunoglobulins&free	Micro capillary	
633	Urine schistosoma	wet mount(Sediment)	
634	Urine sediment (Wet mount)	Microscopic image	
635	Urine sugar chromatography (TLC)	TLC (Qualitative)	
636	Urine sugar chromatography (HPLC)	HPLC	
637	Vaginal cuff (Culture)	Direct Smear+ Culture	
638	(Culture)Vaginal cuff For Gardenerella	Direct Smear+ Culture	
639	Vaginal cuff for GC(Culture)	Direct Smear+ Culture	
640	Vaginal cuff for Listeria(Culture)	Direct Smear+ Culture	
641	Vaginal cuff for Mycoplasma	Culture	
642	Vaginal cuff for ureaplasma	Culture	
643	Vaginal Discharge(Culture)	Direct Smear+ Culture	
644	(Culture)Vaginal Discharge cuff for candida	Direct Smear+ Culture	
645	(monilia)Vaginal Discharge for candida	Direct Smear+ Culture	
646	Vaginal Discharge for Gardnerella	Direct Smear+ Culture	
647	Vaginal Discharge for GC	Direct Smear+ Culture	
648	Vaginal Discharge for Mycoplasma	Culture	
649	Vaginal Discharge for Ureaplasma	Culture	
650	Vaginal for Listeria	Culture	
651	Vaginal PH	Test strip	
652	Valproic Acid	Fluorescence polarization	
653	(Culture)Vib.Cholerae	(wet mount) Direct Smear+ Culture	
654	Vibirio cholerae	Wet mount+ Direct smear culture	
655	Vincent angina	Direct Smear	
656	Vitamin A	HPLC	
657	Vitamin B12	ECL-ELISA-CLIA	
658	Vitamin D-1.25 (1.25-Dihydroxy-Vitamin D)Calcitriol	ECL/CLIA/ELFA/ELISA	
659	Vitamin D-25 (25-Hydroxy-Vitamin D)Calcidiol	ECL/CLIA/ELFA/ELISA	
660	Vitamin E	HPLC	
661	VLDL	Calculation	
662	Vulve (culture)(External genitalia)	Direct Smear+ Culture	
663	Vulve for candida (monilia)	Direct Smear+ Culture	
664	Vulve for Gardnerella	Direct Smear+ Culture	
665	Vulve for GC	Direct Smear+ Culture	
666	Vulve for Mycoplasma	Culture	
667	Vulve for Ureaplasma	Culture	
668	VMA,urine (24 h.)(Vanyl mandelic Acid)	Ion exchange Resin	

 <p>TUV AUSTRIA</p> <p>CERTIFIED EN ISO 9001 Certificate No. 20100203008702 TUV AUSTRIA CERT GMBH</p>	<p>سیستم مدیریت کیفیت Quality Management System</p>	<p>آزمایشگاه مرکزی پاتوبیولوژی</p>
	<p>فهرست الفبائی آزمایشات</p>	<p>کد: QA/L/751/003/01</p>
		<p>آخرین بازنگری در تاریخ: ۰۲/۹/۲۹</p>
669	VZV (DNA), Qualitative	Real-Time PCR
670	Water sugar test	Hemolysis
671	Whiff test KOH test - Odor test	Direct
672	Widal Agglutination Test	Silde & Tube Agglutination
673	Wright Agglutination Test	Silde & Tube Agglutination
674	Zinc	Colorimetry